



2018 A Class National Championship 2018 Waszp National Championship

8th – 11th February 2018

Supplementary Sailing Instructions (SSI)

The Organising Authority is the Wakatere Boating Club (WBC)

Narrow Neck Beach | Devonport, Auckland

This sheet and Attachment A are supplements to Appendix S of the Racing Rules of Sailing

RULES:

SSI 1 The Yachting New Zealand Prescriptions 2017-2020 and The Yachting New Zealand Safety Regulations Part 1 shall apply.

Appendix T will apply to all classes.

Obstructions:

The area between Narrow Neck Beach and the yellow truncated cones is a restricted zone limiting speeds to 5 knots. All boats shall act with caution in this area.

Boats shall at all times observe the Auckland Council Navigation Safety Bylaw 2014 when racing in the Rangitoto Channel, in particular Part 8, clause 55 - Moving Prohibited Zone.

NOTICES TO COMPETITORS (SI 2):

SSI 2 The Race Office is located in the WBC clubrooms at Narrow Neck Beach.

Notices to competitors will be placed on the official notice board located in the main clubrooms of the WBC.

SIGNALS MADE ASHORE (SI 4):

SSI 3 Signals made ashore will be displayed on the flagstaff on the main deck of the WBC.

SSI 4 When a visual signal is displayed over a fleet or course, the signal applies only to that fleet or course. This changes Race Signal Preamble.

SI 4.2 is changed so that '60 minutes' is replaced with '30 minutes'.

SCHEDULE OF RACES (SI 5&6):

Date	A Class Races	Wasp Class Races	Time of First Warning Signal
Thursday 8 th February 2018	3	3 (invitation)	1100hrs
Friday 9 th February 2018	3	4	1100hrs
Saturday 10 th February 2018	3	4	1100hrs
Sunday 11 th February 2018	2	4	1100hrs

The Class flag for each class is the respective class insignia on a white background.

SSI 5 On Sunday 11th February 2018 no warning signal will be made after 1530.

COURSES (SI 7):

SSI 6 The A Class and Waszp Class will sail on the Course Area known as “Alpha Course”.

The courses to be sailed for each class, the order in which the marks are to be passed, and the side on which each mark is to be left are shown in Attachment A.

Attachment B shows the approximate location of the course area.

MARKS (SI 8):

SSI 7 The description of the marks is in the table in Attachment A.

THE START (SI 9):

SSI 8 To alert boats that a race or sequence of races will begin soon, the orange starting line flag will be displayed with one sound signal at least five minutes before a warning signal is made.

SSI 9 When a starting sequence is in progress, boats whose warning signal has not been made shall avoid the starting area. The starting area is defined as the area 50 metres from the starting line and marks in all directions.

SSI 10 A boat starting later than four minutes after her starting signal will be scored Did Not Start without a hearing. This changes RRS A4.1.

TIME LIMITS (SI 12):

Class	Target time for first finisher	Finish Window	Race Time Limit
A Class	45 minutes	20 minutes	90 minutes
Waszp	20 minutes	10 minutes	50 minutes

There is no prescribed time limit for the first boat to pass Mark 1.

This changes Rules 35, A4 and A5

For the A Class, boats failing to finish within the finish window will be scored Did Not Finish without a hearing. This changes Rules 35, A4 and A5.

For the Waszp Class, boats still racing and having rounded mark 2a for the final time, but failing to finish within 10 minutes after the first boat sails the course and finishes will receive a “SRS” (Still Racing Score). The end of the time limit is indicated by the removal of the orange flag with one sound on the Race Committee boat. The score will be calculated to be 2 points more than the last boat to finish that race, but not more than DNF. All other boats failing to finish within the finish window will be scored Did Not Finish without a hearing. This changes Rules 35, A4 and A5.

PENALTY SYSTEM:

SSI 11 Rule 44.1 is changed so the Two-Turns Penalty is replaced by a One-Turn Penalty.

CHECK OUT AND CHECK IN:

SSI 12 Boats shall comply with the following check out and check in procedure:

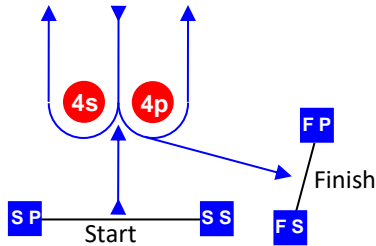
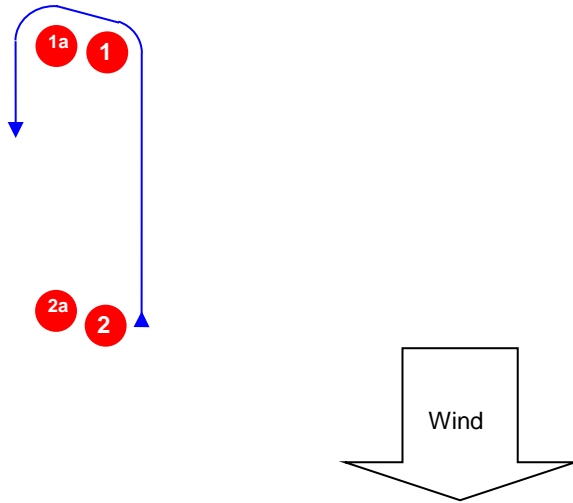
The official Check Out and Check In Sheets will be located in the main WBC clubrooms.

Competitors or their representatives shall check out each time they leave the shore to enter the course area, and shall check in each time they come ashore from the course.

A boat that retires from a race or returns to the launching area before she finished the last race of the day shall notify the race committee as soon as possible.

Course Illustration – Windward Leeward with reaching finish

LR



Note that Mark 2 and 2a are **NOT** marks of the A Class Course

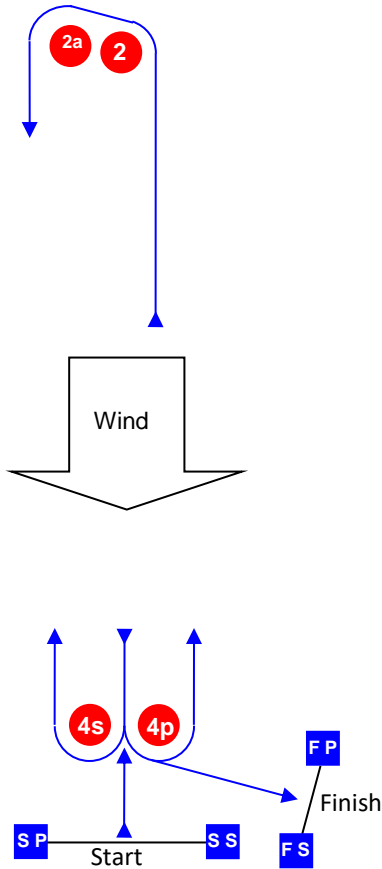
Course: Leeward finish

Signal	Mark Rounding Order
LR2	Start – 1 – 1a – 4s/4p – 1 – 1a – 4p – Finish
LR3	Start – 1 – 1a – 4s/4p – 1 – 1a – 4s/4p – 1 – 1a – 4p – Finish
LR4	Start – 1 – 1a – 4s/4p – 1 – 1a – 4s/4p – 1 – 1a – 4s/4p – 1 – 1a – 4p – Finish

Mark	Description
1	
1a	
4s 4p	
SS	Starting mark starboard end
SP	Starting mark port end
FS	Finishing mark starboard end
FP	Finishing mark port end

Course Illustration – Windward Leeward with reaching finish

LR



Course: Leeward finish

Signal	Mark Rounding Order
LR2	Start – 2 – 2a – 4s/4p – 2 – 2a – 4p – Finish
LR3	Start – 2 – 2a – 4s/4p – 2 – 2a – 4s/4p – 2 – 2a – 4p – Finish
LR4	Start – 2 – 2a – 4s/4p – 2 – 2a – 4s/4p – 2 – 2a – 4s/4p – 2 – 2a – 4p – Finish

Mark	Description
	Starting mark starboard end
	Starting mark port end
	Finishing mark starboard end
	Finishing mark port end

ATTACHMENT B – APPROXIMATE COURSE AREA



★ Wakatere Boating Club

Approx. Racing Area